

Sun Princess®

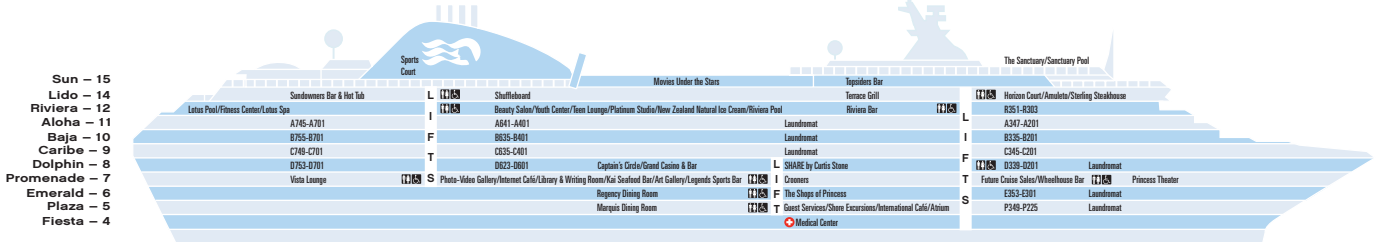
Guest Capacity: 2,000

Length: 856 ft.

Gross Tonnage: 77,441

Inaugural Cruise: December 2, 1995

Christened by: Lady Dorothy Sterling (wife of Lord Jeffrey Sterling, Chairman of P&O)



← Aft

Forward →

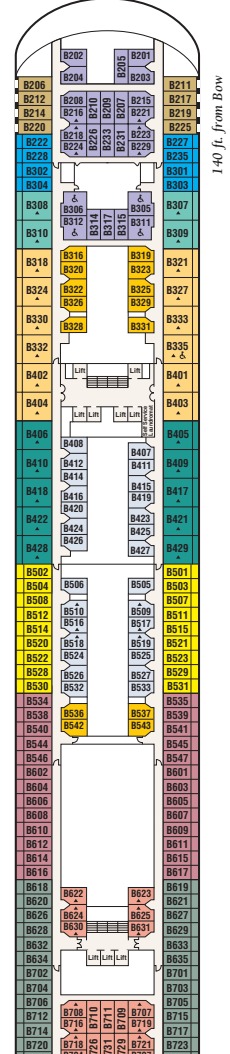
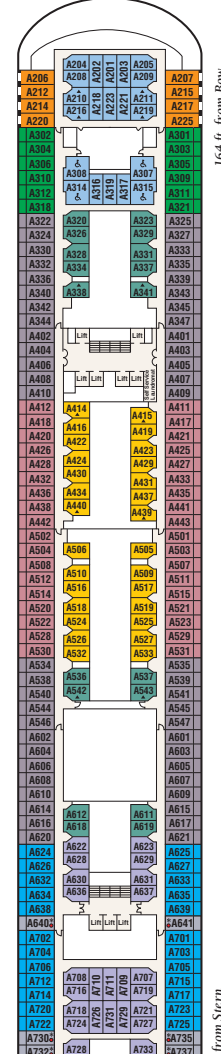
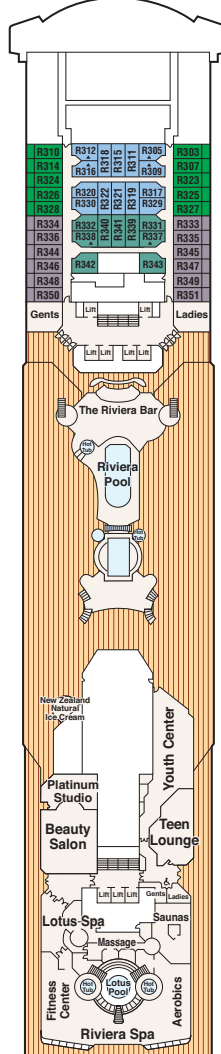
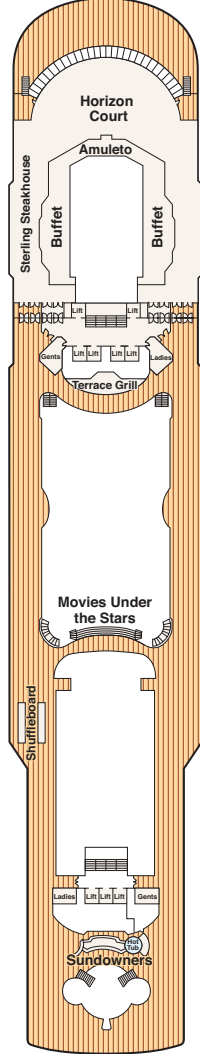
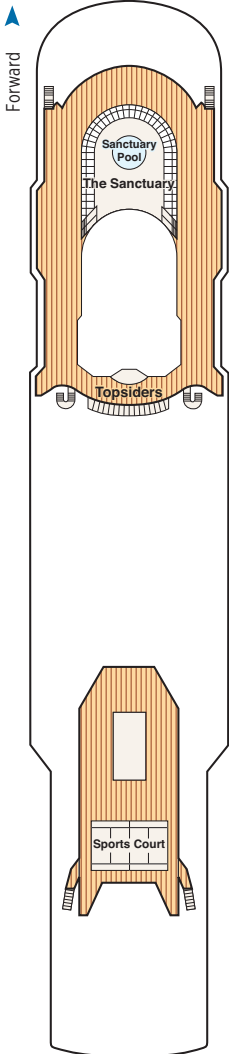
Sun 15

Lido 14

Riviera 12

Aloha 11

Baja 10



← Aft

22 ft. from Stern

52 ft. from Stern

523 ft. from Stern, 237 ft. from Bow

164 ft. from Bow

140 ft. from Bow

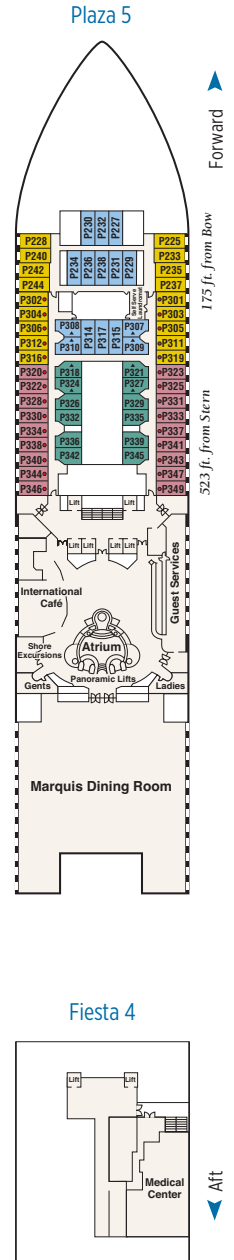
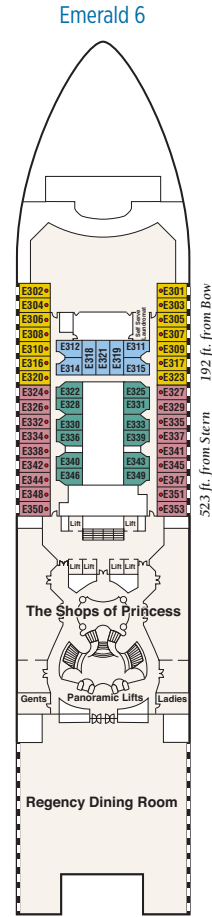
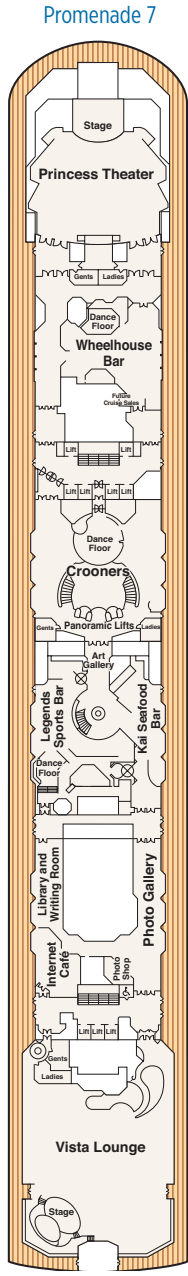
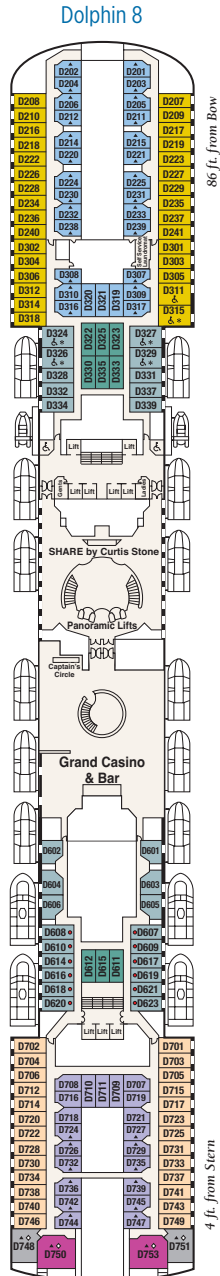
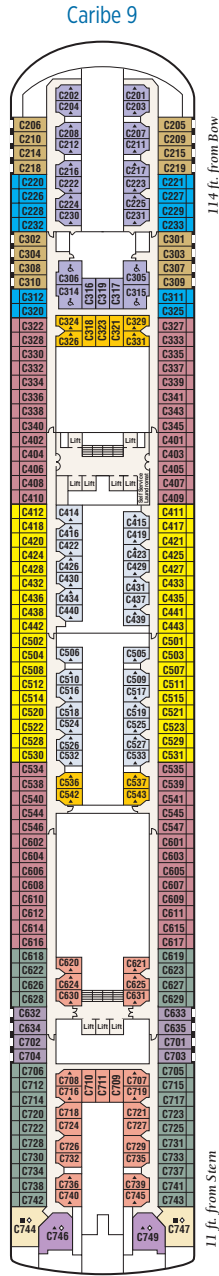
Stateroom Description

- SUITE**
- S2** Owner's suite aft (Baja, Caribe)
 - S3** Penthouse suite aft (Dolphin)
 - S4** Penthouse suite aft (Baja, Caribe)
- CLUB CLASS MINI-SUITE**
- M1** Premium mid-ship (Baja)
 - M4** Premium aft (Dolphin)
- MINI-SUITE**
- MB** Mid-forward (Baja)
 - ME** Forward (Baja)

- BALCONY**
- BA** Mid-ship (Baja, Caribe)
 - BB** Mid-forward (Caribe), Mid-aft (Baja, Caribe), Mid-ship (Aloha)
 - BC** Mid-forward (Riviera, Aloha), Mid-aft (Aloha)
 - BD** Aft (Baja, Caribe)
 - BE** Forward (Baja, Caribe), Aft (Aloha)
 - BF** Forward (Riviera, Aloha)
 - BX** Aft (Baja)
 - BY** Aft (Aloha)
- OCEANVIEW**
- O4** Premium aft (Caribe)
 - O5** Premium forward (Baja, Caribe)

- OCEANVIEW (CONT.)**
- O6** Premium forward (Aloha)
 - OC** Mid-forward (Emerald, Plaza)
 - OE** Aft (Dolphin)
 - OF** Forward (Dolphin, Emerald, Plaza)
 - OW** Obstructed view mid-forward, Mid-aft (Dolphin)
- INTERIOR**
- IA** Mid-ship (Baja, Caribe)
 - IB** Mid-forward, Mid-aft (Baja, Caribe), Mid-ship (Aloha)
 - IC** Mid-forward (Riviera, Aloha, Dolphin, Emerald, Plaza), Mid-aft (Aloha, Dolphin)
 - ID** Aft (Baja, Caribe)

- INTERIOR (CONT.)**
- IE** Forward (Baja, Caribe), Aft (Aloha, Dolphin)
 - IF** Forward (Riviera, Aloha, Dolphin, Emerald, Plaza)
- & Fully Accessible stateroom, roll-in shower only
 • Will accommodate third and fourth person
 • Will accommodate third person
 • Will accommodate third and fourth person, fourth berth is rollaway bed
 * Two twin beds not convertible to queen, shower only
 ◇ Queen bed not convertible to two twin beds



Note: Some areas of the ship are not accessible to wheelchairs and scooters. Distances shown are from the bow (forward) or stern (aft) to the nearest stateroom. Certain stateroom categories may vary in size and configuration by ship. Stateroom views are considered unobstructed. Obstructions do not include certain nautical items like handrails, dividers or ship hardware. For balcony staterooms, the view is determined from the perspective of the balcony railing. Balconies may have either solid steel or glass railings. Upper berth and bed ladder capacities are 250 lbs. Staterooms that can accommodate rollaways have two lower berths and one upper berth, and the staterooms can accommodate a fourth berth as a rollaway bed upon request at time of reservation. There are a limited number of rollaway beds per ship, per voyage. Use of rollaway beds restricts cabin space. Call 1.800.774.6237 for more information.

